

RICHMOND HEIGHTS FIRE DEPARTMENT

2010

ANNUAL REPORT

Prepared by: Acting Chief Robert Armstrong

Date 3/31/2011

Introduction

Chief Mike Cek retired from his position as Fire Chief in 2010. He served for thirty years with the Richmond Heights Fire Department, eighteen and one half years as Fire Chief.

This report has been prepared by Acting Chief Robert Armstrong using Chief Cek's format for previous annual reports. His charts and tables have been brought up to date with data from 2010.

RICHMOND HEIGHTS FIRE DEPARTMENT

MISSION STATEMENT

Consistent with the laws of the State of Ohio and the Charter of the City of Richmond Heights, the primary mission of the Richmond Heights Fire Department is to:

- Protect life, health, and property
- Extinguish all fires within the City of Richmond Heights
- Investigate the cause of all fires
- Answer all calls for emergency medical assistance within the City of Richmond Heights

Each firefighter is charged with the duty and privilege of providing all citizens of this community with protection from the ravages of fire and with any and all necessary emergency medical assistance, whenever the need may arise.

The primary goal of every member of the Richmond Heights Fire Department must be to promote and achieve honorable and dedicated service to this community. If life and property are protected... if destructive fires are prevented... if public security and tranquility are sustained through the efforts of highly motivated firefighters... the mission of the Richmond Heights Fire Department shall be fulfilled.

Robert Armstrong
Acting Chief

RICHMOND HEIGHTS FIRE DEPARTMENT
2010 ROSTER

SAFETY DIRECTOR URSU

Rev. Marino, Chaplain

Chief Michael A. Cek, leave of absence, retired

LIEUTENANTS

Robert Armstrong, Acting Chief

John Gray

Michael Libens

FULL TIME FIREFIGHTERS

Michael Sustar

James Byrne

Ken Ratkosky

Ken Pinter

John Boos

Phil Salvia

Frank Dworning

Bernie Schweter

Dominic Silvestro

Don Loiselle

Peter Mannarino

Dave Grice, resigned April 2010

Jason Buss

Mike Kocmit

Damon Rahz

PART TIME FIREFIGHTERS

Pete Pucella

Mike Burke

Dave Sikon

Rocky Bennardo

Mike DiDomenico

Mike Iacobucci

Russ Lamacchia

Tim Serazin

Jim Solymosi

Matt Radke

Pedro Garcia

Tom Burke

Jeffrey Regets

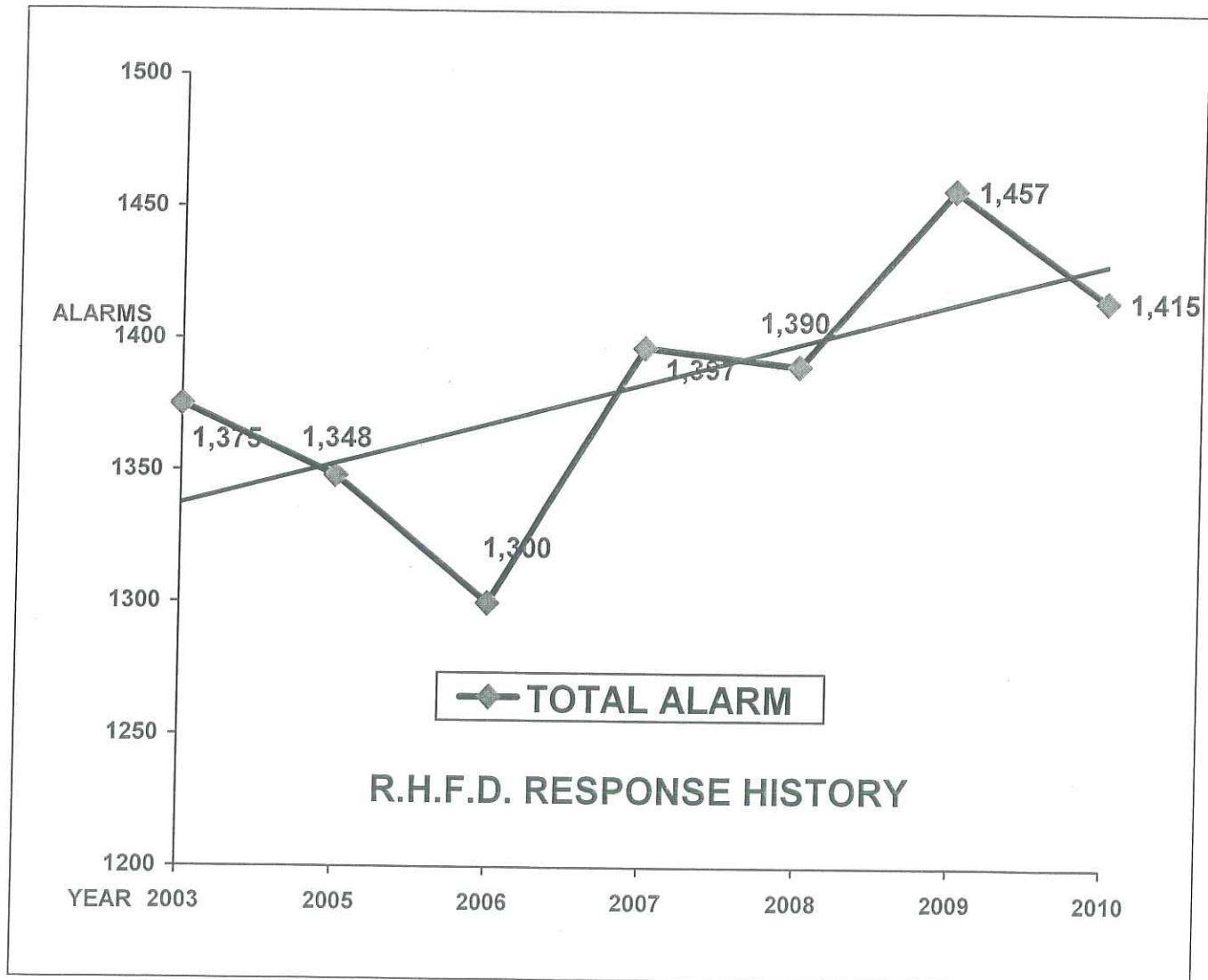
Seth Robinson

RICHMOND HEIGHTS FIRE DEPARTMENT 2010 ANNUAL REPORT

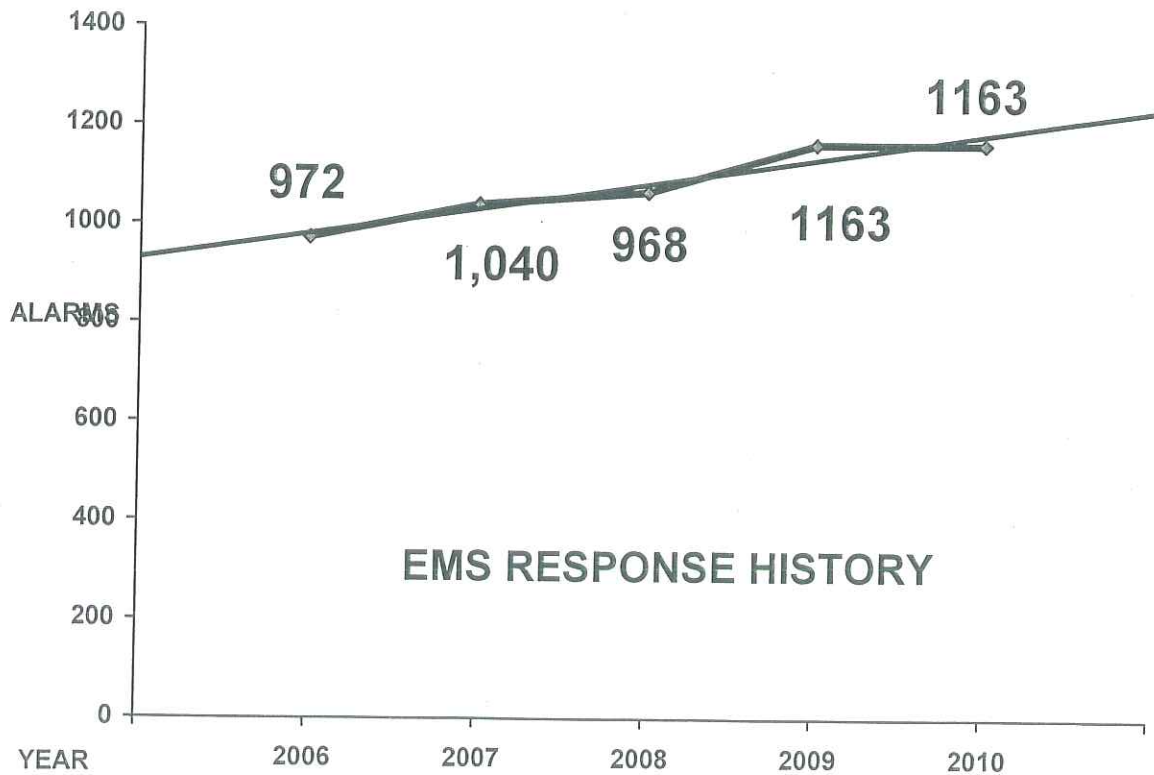
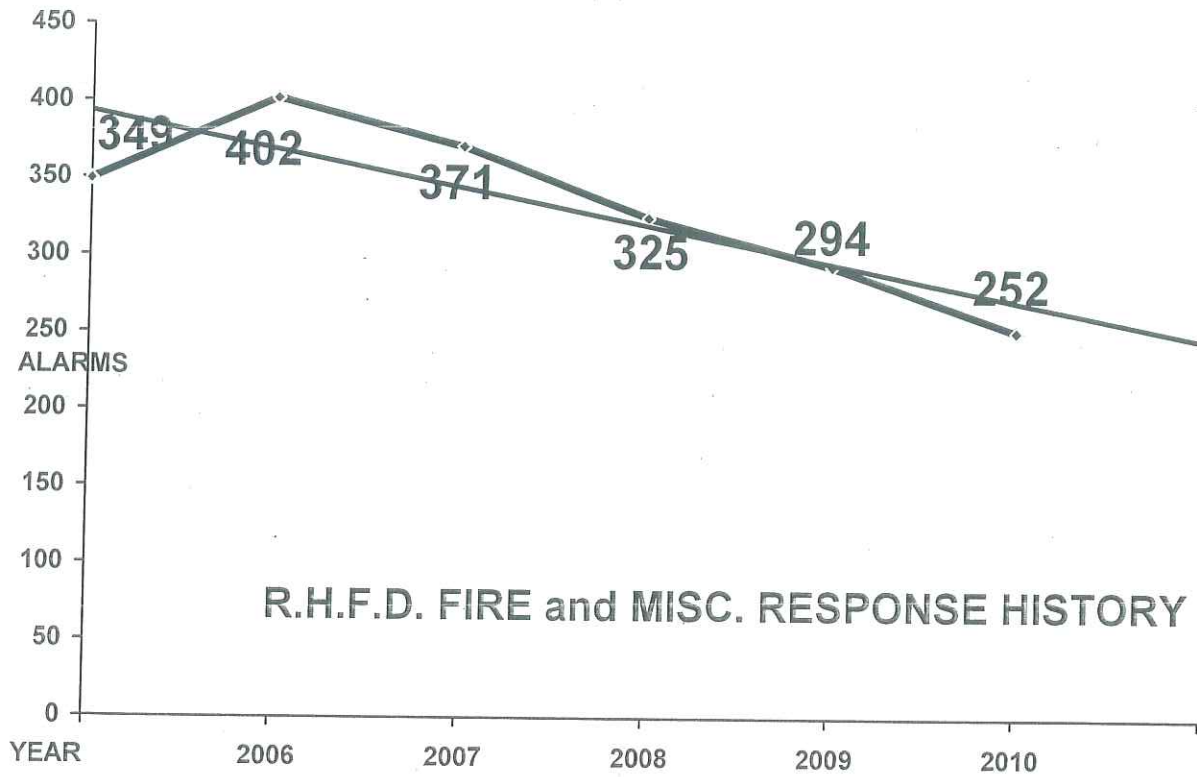
I would like to thank the Fire Department's Lieutenants, eighteen fulltime firefighters, and fourteen part time firefighters for their cooperation and efforts in 2010. All of our firefighters work hard in a variety of ways to provide the residents of this community with the safest working and living conditions possible. I commend all of the officers and firefighters for their dedication to duty.

The Fire Department responded to 1,415 emergencies in 2010. Alarm response volume in 2010 was down 2.9% relative to 2009 statistics.

The 1,163 responses to requests for emergency medical assistance represented 82.2% of our total 2010 response volume. The remaining 252 responses (17.8% of the total response volume) were attributable to structure fires, fire investigations, and miscellaneous incidents. Alarms that fall into the miscellaneous category include responses to hazardous material incidents, lightning strikes, CO incidents, CEI related failures, gas main ruptures, various rescues, and a variety of public service calls.



RESPONSE HISTORY



HIGH ALARM RESPONSE AREAS

Requests for assistance from the following occupancies represented nearly 37% of the Fire Department's total alarm response volume in 2010:

ALARM RESPONSES

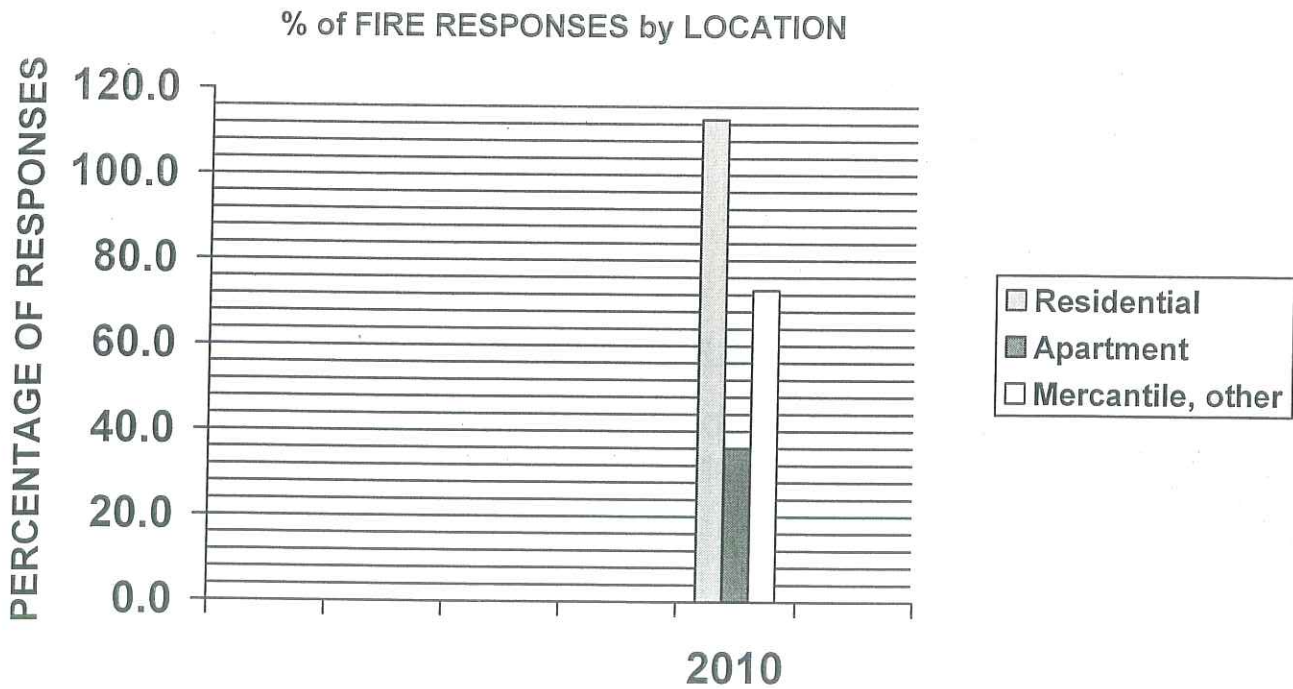
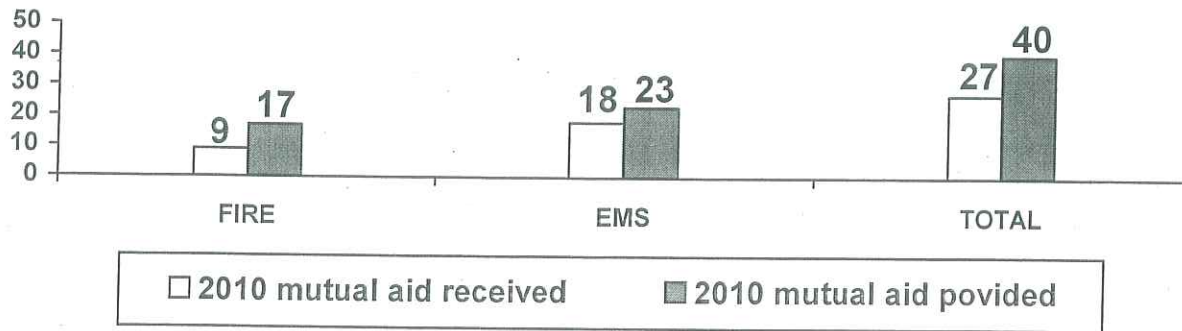
<u>OCCUPANCY</u>	<u>2004</u>	<u>2005</u>	<u>2006</u>	<u>2007</u>	<u>2008</u>	<u>2009</u>	<u>2010</u>
<i>Richmond Town Square</i>	88	85	100	105	77	74	58
<i>Homewood Residence</i>	89	69	65	70	77	97	103
<i>Grande Pointe Nursing Home</i>	84	93	104	106	107	103	96
<i>The Waterford</i>	-	-	-	-	-	58	70
<i>Dorchester / Loganberry Apts.</i>	63	94	103	102	106	114	123
<i>Richmond Park Apts.</i>	50	49	57	55	57	81	78
<u>Total</u>	<u>383</u>	<u>390</u>	<u>429</u>	<u>438</u>	<u>424</u>	<u>527</u>	<u>528</u>

SIMULTANEOUS ALARM RESPONSES IN 2010

A simultaneous alarm is a situation where the Fire Department receives two or more requests for emergency assistance at the same time. The Fire Department responded to 143 simultaneous alarms in 2009 and 122 in 2010, a decrease of 14%.

MUTUAL AID

The Richmond Heights Fire Department responded to 17 Mutual Aid Automatic fire and Box Alarms (MABAS) and 23 requests for emergency medical assistance to mutual aid communities in 2010.



OVERVIEW of RESPONSES

INCIDENT CLASSIFICATION

OF RESPONSES

FIRE SUMMARY

Structure fires	12
Cooking fires	5
Passenger vehicle fire	2
Brush	3
Trash	1

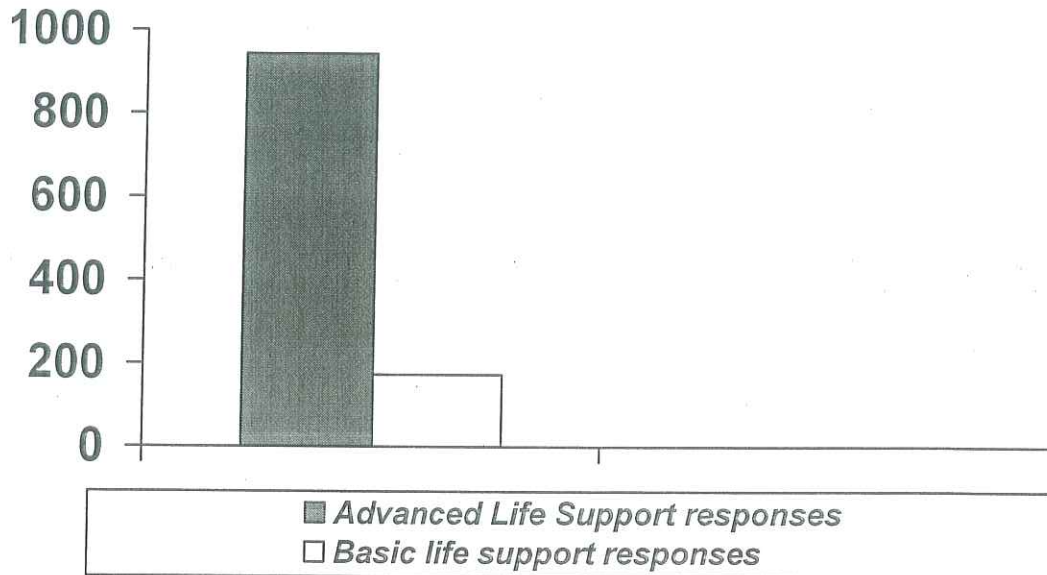
RESCUE SUMMARY

Motor vehicle accidents	36
Misc. victim extrication	1
Elevator rescues	7
High angle rescue	2
Water rescue	1

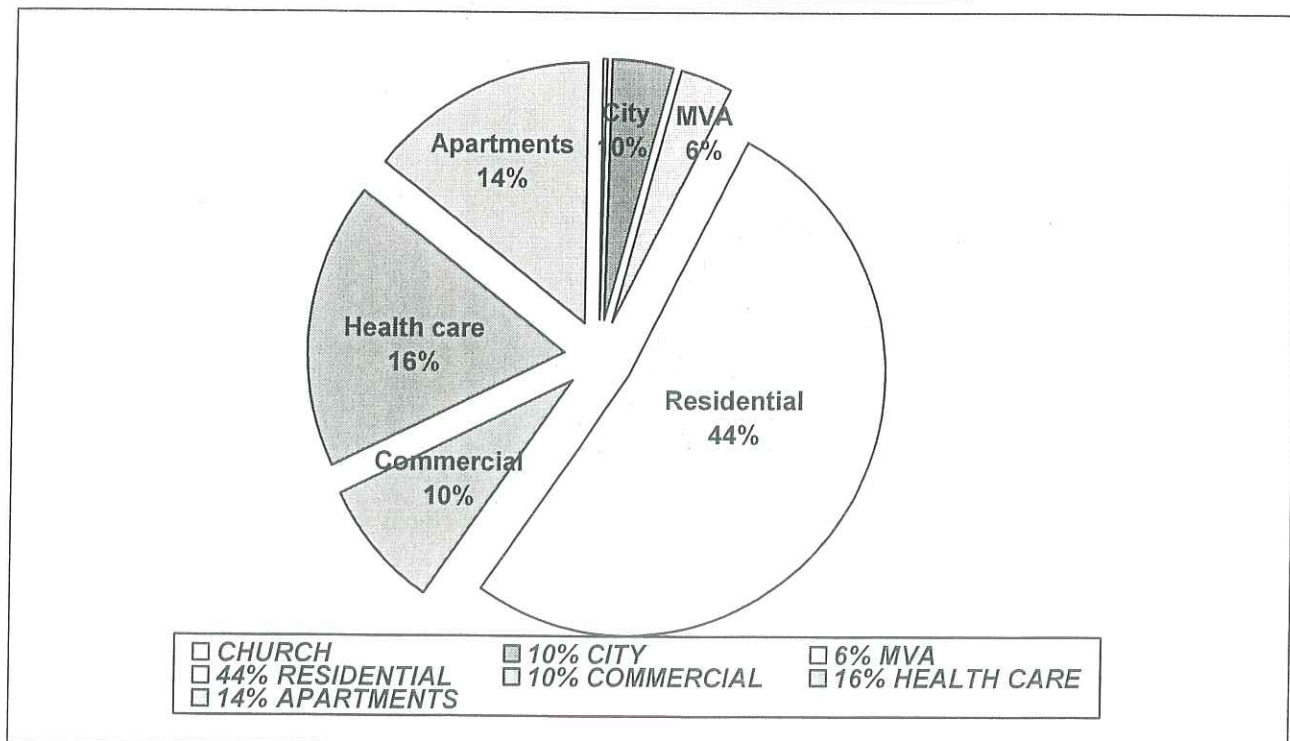
HAZARDOUS CONDITIONS

Unauthorized burning	7
Hazardous material responses	10
CO incidents	9
Electrical incidents	13
Severe weather	2

EMERGENCY MEDICAL SYSTEM EMS RESPONSES BY SEVERITY



EMS RESPONSES BY LOCATION



The Fire Department's rescue squads transported 868 patients to area hospitals in 2010. Patients were transported to hospitals outside of our district on 153 occasions. Transports to hospital facilities outside of Richmond Heights represented 18% of the Fire department's total EMS transports last year.

EMS transports to University Hospital Richmond Heights and Hillcrest Hospital represented 96% of the Fire Department's EMS transports in 2010. The 715 transports to University Hospital Richmond Heights represented 82% of this volume while the 122 transports to Hillcrest Hospital accounted for 14% of total activity.

UH Richmond	715
Hillcrest	122
UH Case	8
UH Rainbow	5
Euclid	16
Lake West	1
Cleveland Clinic	1
No Transport	251

Richmond Heights Fire Department

Incident Type Report (Summary)

Alarm Date Between {01/01/2010} And {12/31/2010}

Incident Type	Count	Pct of Incidents	Total Est Loss	Pct of Losses
1 Fire				
111 Building fire	12	3.70%	\$2,800	100.00%
113 Cooking fire, confined to container	5	1.54%	\$0	0.00%
116 Fuel burner/boiler malfunction, fire	1	0.30%	\$0	0.00%
131 Passenger vehicle fire	2	0.61%	\$0	0.00%
142 Brush or brush-and-grass mixture fire	3	0.92%	\$0	0.00%
151 Outside rubbish, trash or waste fire	1	0.30%	\$0	0.00%
	24	7.40%	\$2,800	100.00%

3 Rescue & Emergency Medical Service Incident

321 EMS call, excluding vehicle accident with	25	7.71%	\$0	0.00%
322 Motor vehicle accident with injuries	23	7.09%	\$0	0.00%
323 Motor vehicle/pedestrian accident (MV Ped)	2	0.61%	\$0	0.00%
324 Motor Vehicle Accident with no injuries	11	3.39%	\$0	0.00%
331 Lock-in (if lock out , use 511)	1	0.30%	\$0	0.00%
353 Removal of victim(s) from stalled elevator	7	2.16%	\$0	0.00%
356 High-angle rescue	2	0.61%	\$0	0.00%
361 Swimming/recreational water areas rescue	1	0.30%	\$0	0.00%
	72	22.22%	\$0	0.00%

4 Hazardous Condition (No Fire)

410 Combustible/flammable gas/liquid condition,	1	0.30%	\$0	0.00%
411 Gasoline or other flammable liquid spill	7	2.16%	\$0	0.00%
412 Gas leak (natural gas or LPG)	17	5.24%	\$0	0.00%
22 Chemical spill or leak	2	0.61%	\$0	0.00%
24 Carbon monoxide incident	9	2.77%	\$0	0.00%
41 Heat from short circuit (wiring),	1	0.30%	\$0	0.00%
42 Overheated motor	3	0.92%	\$0	0.00%
43 Breakdown of light ballast	1	0.30%	\$0	0.00%
44 Power line down	4	1.23%	\$0	0.00%
45 Arcing, shorted electrical equipment	4	1.23%	\$0	0.00%
31 Attempt to burn	1	0.30%	\$0	0.00%
	50	15.43%	\$0	0.00%

Service Call

1 Lock-out	9	2.77%	\$0	0.00%
2 Water or steam leak	7	2.16%	\$0	0.00%
1 Smoke or odor removal	8	2.46%	\$0	0.00%
2 Animal rescue	1	0.30%	\$0	0.00%
1 Assist police or other governmental agency	2	0.61%	\$0	0.00%
3 Public service	2	0.61%	\$0	0.00%

Richmond Heights Fire Department

Incident Type Report (Summary)

Alarm Date Between {01/01/2010} And {12/31/2010}

Incident Type	Count	Pct of Incidents	Total Est Loss	Pct of Losses
5 Service Call				
554 Assist invalid	1	0.30%	\$0	0.00%
561 Unauthorized burning	7	2.16%	\$0	0.00%
	37	11.41%	\$0	0.00%

6 Good Intent Call

611 Dispatched & cancelled en route	16	4.93%	\$0	0.00%
622 No Incident found on arrival at dispatch	11	3.39%	\$0	0.00%
641 Vicinity alarm (incident in other location)	1	0.30%	\$0	0.00%
651 Smoke scare, odor of smoke	5	1.54%	\$0	0.00%
652 Steam, vapor, fog or dust thought to be	3	0.92%	\$0	0.00%
671 HazMat release investigation w/no HazMat	1	0.30%	\$0	0.00%
	37	11.41%	\$0	0.00%

7 False Alarm & False Call

715 Local alarm system, malicious false alarm	5	1.54%	\$0	0.00%
731 Sprinkler activation due to malfunction	4	1.23%	\$0	0.00%
733 Smoke detector activation due to	16	4.93%	\$0	0.00%
734 Heat detector activation due to malfunction	1	0.30%	\$0	0.00%
735 Alarm system sounded due to malfunction	14	4.32%	\$0	0.00%
736 CO detector activation due to malfunction	27	8.33%	\$0	0.00%
740 Unintentional transmission of alarm, Other	2	0.61%	\$0	0.00%
743 Smoke detector activation, no fire -	20	6.17%	\$0	0.00%
745 Alarm system activation, no fire -	10	3.08%	\$0	0.00%
746 Carbon monoxide detector activation, no CO	2	0.61%	\$0	0.00%
	101	31.17%	\$0	0.00%

Severe Weather & Natural Disaster

14 Lightning strike (no fire)	2	0.61%	\$0	0.00%
	2	0.61%	\$0	0.00%

Special Incident Type

1 Citizen complaint	1	0.30%	\$0	0.00%
	1	0.30%	\$0	0.00%

Total Incident Count: 324

Total Est Loss: \$2,800

